

第 3 章

騒音・低周波音

3.1 騒音調査結果

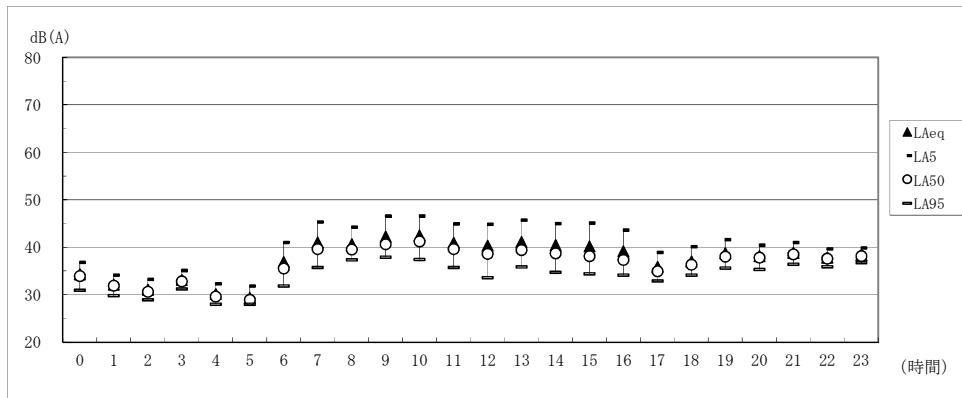
騒音調査結果（平日）

調査期間：令和元年11月27日（水）0：00～24：00
 調査地点：①住宅地周辺

単位：dB(A)

時間	等価騒音レベル	時間率騒音レベル							基準時間帯騒音レベル (L _{Aeq})
	L _{Aeq}	L _{A5}	L _{A10}	L _{A50}	L _{A90}	L _{A95}	L _{Amax}	L _{Amin}	
0:00 ~ 1:00	34.3	36.8	36.2	33.9	31.3	30.9	42.8	29.5	34
1:00 ~ 2:00	32.1	34.1	33.6	31.9	30.1	29.8	39.9	28.2	
2:00 ~ 3:00	31.0	33.2	32.5	30.6	29.2	28.9	38.7	<28	
3:00 ~ 4:00	33.1	35.1	34.4	32.8	31.6	31.2	39.2	29.7	
4:00 ~ 5:00	30.1	32.3	31.8	29.6	28.0	<28	37.0	<28	
5:00 ~ 6:00	29.3	31.8	31.1	28.9	<28.0	<28	37.6	<28	
6:00 ~ 7:00	36.9	41.0	39.9	35.5	32.3	31.8	49.6	29.0	40
7:00 ~ 8:00	41.0	45.3	43.6	39.6	36.5	35.7	51.9	32.6	
8:00 ~ 9:00	40.6	44.2	42.8	39.5	37.7	37.3	50.8	34.5	
9:00 ~ 10:00	42.2	46.6	45.1	40.6	38.3	37.9	52.4	36.2	
10:00 ~ 11:00	42.5	46.6	45.1	41.2	38.2	37.4	53.5	33.9	
11:00 ~ 12:00	40.9	44.9	43.7	39.6	36.4	35.7	51.4	32.4	
12:00 ~ 13:00	40.3	44.8	43.4	38.6	34.5	33.6	52.6	31.3	
13:00 ~ 14:00	41.1	45.7	43.9	39.4	36.5	35.8	52.3	32.7	
14:00 ~ 15:00	40.4	45.0	43.8	38.7	35.6	34.7	51.0	32.2	
15:00 ~ 16:00	40.2	45.1	43.3	38.1	35.1	34.4	51.8	31.5	
16:00 ~ 17:00	39.1	43.6	42.1	37.3	34.5	34.1	52.3	32.7	
17:00 ~ 18:00	35.8	38.9	38.0	34.9	33.3	32.9	45.5	30.9	
18:00 ~ 19:00	37.0	40.1	39.1	36.3	34.5	34.1	46.2	32.0	
19:00 ~ 20:00	38.7	41.6	40.9	38.0	36.3	35.6	46.6	33.4	
20:00 ~ 21:00	38.1	40.4	39.8	37.8	35.8	35.3	45.5	33.3	
21:00 ~ 22:00	38.8	41.0	40.3	38.5	36.9	36.4	45.7	34.3	
22:00 ~ 23:00	37.8	39.6	39.2	37.6	36.2	35.9	44.1	34.3	34
23:00 ~ 0:00	38.3	39.8	39.4	38.1	37.0	36.7	44.7	34.2	

備考：<28は、測定下限値以下をしめす。

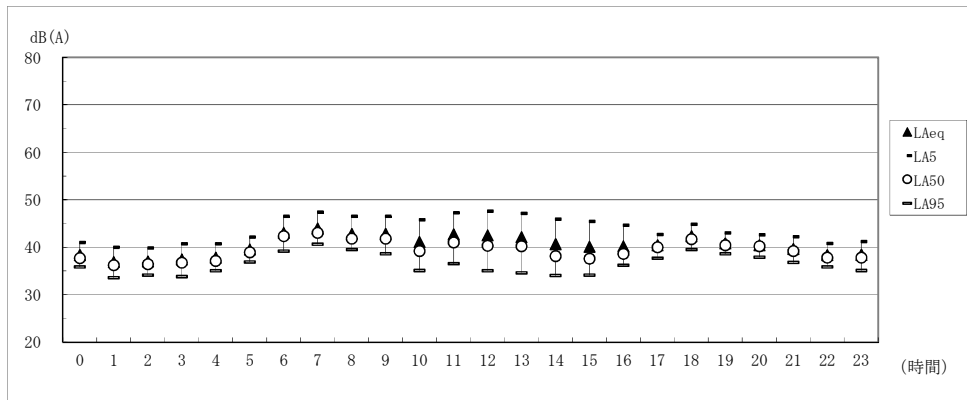


騒音調査結果（休日）

調査期間：令和元年12月1日（日）0：00～24：00
 調査地点：①住宅地周辺

単位：dB(A)

時間	等価騒音レベル	時間率騒音レベル							基準時間帯騒音レベル (L _{Aeq})
	L _{Aeq}	L _{A5}	L _{A10}	L _{A50}	L _{A90}	L _{A95}	L _{Amax}	L _{Amin}	
0:00 ~ 1:00	38.3	41.0	40.1	37.7	36.2	35.8	46.5	34.2	38
1:00 ~ 2:00	36.9	40.0	39.1	36.2	34.1	33.6	45.2	31.2	
2:00 ~ 3:00	37.0	39.8	38.9	36.4	34.5	34.1	47.0	32.4	
3:00 ~ 4:00	37.4	40.7	39.7	36.7	34.3	33.8	46.2	32.0	
4:00 ~ 5:00	37.8	40.7	39.7	37.1	35.3	35.0	46.7	33.1	
5:00 ~ 6:00	39.5	42.1	41.3	38.9	37.3	36.9	47.8	34.7	
6:00 ~ 7:00	43.0	46.5	45.2	42.3	39.8	39.2	53.0	37.1	42
7:00 ~ 8:00	43.9	47.4	46.0	43.0	41.1	40.6	53.1	38.4	
8:00 ~ 9:00	42.8	46.5	45.0	41.8	39.9	39.5	52.7	36.8	
9:00 ~ 10:00	42.8	46.5	45.0	41.8	39.5	38.6	52.4	36.5	
10:00 ~ 11:00	41.1	45.8	44.2	39.2	35.9	35.1	52.1	32.5	
11:00 ~ 12:00	42.7	47.3	45.9	41.0	37.3	36.5	52.7	32.4	
12:00 ~ 13:00	42.5	47.6	46.0	40.3	36.0	35.0	54.8	31.6	
13:00 ~ 14:00	42.1	47.1	45.5	40.2	35.8	34.6	51.9	31.6	
14:00 ~ 15:00	40.6	45.9	44.1	38.1	34.6	34.0	52.8	31.3	
15:00 ~ 16:00	40.1	45.4	43.1	37.6	34.6	34.1	53.1	32.0	
16:00 ~ 17:00	40.2	44.6	42.7	38.6	36.7	36.2	53.6	32.5	
17:00 ~ 18:00	40.4	42.7	42.0	40.0	38.3	37.7	49.3	35.1	
18:00 ~ 19:00	42.3	44.8	43.9	41.7	39.9	39.5	52.4	37.5	
19:00 ~ 20:00	40.8	43.0	42.4	40.4	39.0	38.6	48.5	36.5	
20:00 ~ 21:00	40.4	42.6	41.9	40.2	38.3	37.9	49.4	35.9	
21:00 ~ 22:00	39.6	42.2	41.5	39.2	37.4	36.8	46.6	34.9	
22:00 ~ 23:00	38.3	40.8	40.0	37.8	36.2	35.8	49.2	33.8	38
23:00 ~ 0:00	38.4	41.2	40.3	37.8	35.8	35.1	46.0	32.9	



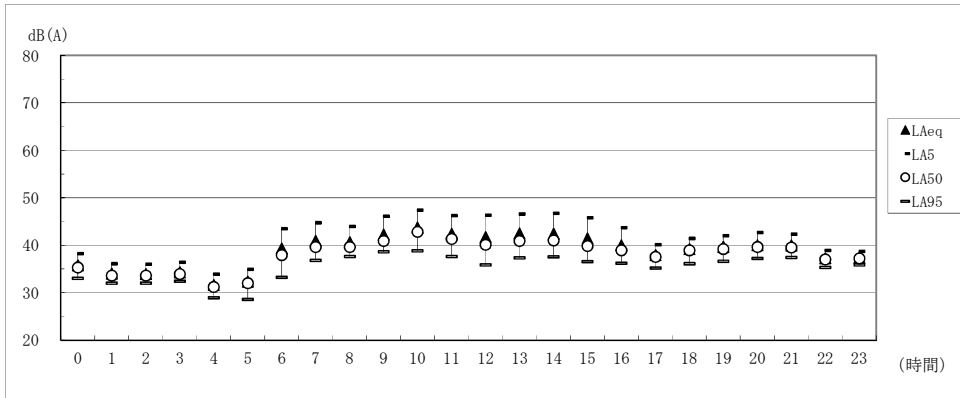
騒音調査結果（平日）

調査期間：令和元年11月27日（水）0：00～24：00
 調査地点：②住宅地周辺

単位：dB(A)

時間	等価騒音レベル	時間率騒音レベル							基準時間帯騒音レベル (L _{Aeq})
	L _{Aeq}	L _{A5}	L _{A10}	L _{A50}	L _{A90}	L _{A95}	L _{Amax}	L _{Amin}	
0:00 ~ 1:00	35.7	38.2	37.4	35.3	33.4	33.0	43.2	31.1	35
1:00 ~ 2:00	34.0	36.1	35.3	33.6	32.3	32.0	41.9	30.8	
2:00 ~ 3:00	33.9	36.0	35.3	33.6	32.2	32.0	41.0	31.0	
3:00 ~ 4:00	34.3	36.4	35.7	33.9	32.7	32.4	41.0	29.4	
4:00 ~ 5:00	31.6	33.9	33.2	31.2	29.3	28.9	39.4	<28	
5:00 ~ 6:00	32.3	34.9	34.2	32.0	29.1	28.6	39.6	<28	41
6:00 ~ 7:00	39.3	43.5	42.3	37.9	34.0	33.2	53.5	31.0	
7:00 ~ 8:00	40.9	44.7	43.5	39.6	37.3	36.8	52.0	33.7	
8:00 ~ 9:00	40.6	43.9	42.7	39.6	38.0	37.6	51.2	35.8	
9:00 ~ 10:00	42.2	46.1	44.7	40.9	39.0	38.6	52.4	36.8	
10:00 ~ 11:00	43.7	47.4	46.2	42.8	39.5	38.8	54.9	37.0	
11:00 ~ 12:00	42.4	46.2	45.0	41.3	38.3	37.6	54.3	34.6	
12:00 ~ 13:00	41.7	46.3	44.6	40.1	36.5	35.8	56.4	33.0	
13:00 ~ 14:00	42.5	46.6	45.3	40.9	38.0	37.3	53.3	34.7	
14:00 ~ 15:00	42.4	46.7	45.3	41.0	38.1	37.5	52.7	34.3	
15:00 ~ 16:00	41.4	45.8	44.2	39.8	37.3	36.5	51.6	33.7	
16:00 ~ 17:00	40.0	43.7	42.4	38.9	36.7	36.2	51.5	34.3	
17:00 ~ 18:00	37.9	40.1	39.5	37.5	35.8	35.2	48.1	32.8	
18:00 ~ 19:00	39.2	41.4	40.7	38.9	36.7	36.1	47.0	34.3	
19:00 ~ 20:00	39.6	42.0	41.4	39.2	37.0	36.6	45.3	35.0	
20:00 ~ 21:00	40.0	42.7	41.9	39.6	37.6	37.2	47.1	35.1	
21:00 ~ 22:00	39.9	42.3	41.7	39.5	37.8	37.4	47.5	35.6	
22:00 ~ 23:00	37.2	38.9	38.4	37.0	35.7	35.3	42.4	34.0	
23:00 ~ 0:00	37.3	38.7	38.4	37.2	36.1	35.8	41.8	34.0	

備考：<28は、測定下限値以下をしめす。

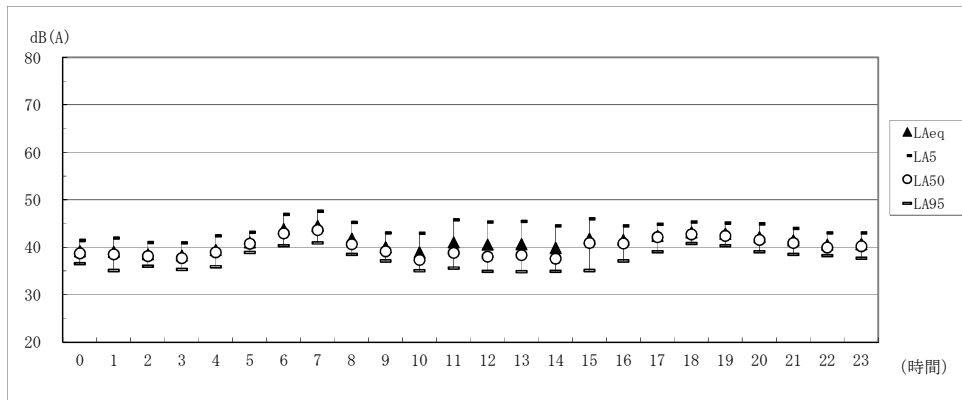


騒音調査結果（休日）

調査期間：令和元年12月1日（日）0：00～24：00
 調査地点：②住宅地周辺

単位：dB(A)

時間	等価騒音レベル	時間率騒音レベル							基準時間帯騒音レベル (L _{Aeq})
	L _{Aeq}	L _{A5}	L _{A10}	L _{A50}	L _{A90}	L _{A95}	L _{Amax}	L _{Amin}	
0:00 ~ 1:00	39.1	41.4	40.7	38.7	36.9	36.5	48.7	34.7	40
1:00 ~ 2:00	39.0	41.9	41.1	38.5	35.8	35.1	46.4	33.3	
2:00 ~ 3:00	38.5	41.0	40.3	38.1	36.4	36.0	46.5	34.0	
3:00 ~ 4:00	38.2	40.9	40.0	37.7	35.9	35.3	46.6	33.3	
4:00 ~ 5:00	39.4	42.4	41.5	38.9	36.4	35.9	47.5	33.7	
5:00 ~ 6:00	41.0	43.1	42.5	40.7	39.3	38.9	48.3	36.1	
6:00 ~ 7:00	43.8	46.9	45.8	42.9	40.7	40.3	55.5	37.9	42
7:00 ~ 8:00	44.5	47.6	46.5	43.6	41.5	40.9	55.2	39.1	
8:00 ~ 9:00	41.8	45.2	43.6	40.6	38.9	38.5	55.1	36.5	
9:00 ~ 10:00	40.0	43.0	41.7	39.1	37.5	37.1	53.7	35.7	
10:00 ~ 11:00	38.9	42.9	41.4	37.3	35.3	35.0	51.9	33.0	
11:00 ~ 12:00	41.0	45.8	43.9	38.8	36.1	35.6	53.6	33.1	
12:00 ~ 13:00	40.5	45.3	43.3	38.0	35.3	34.9	56.1	32.4	
13:00 ~ 14:00	40.6	45.4	43.7	38.3	35.3	34.8	53.9	32.5	
14:00 ~ 15:00	39.8	44.5	42.4	37.6	35.3	34.9	54.0	33.1	
15:00 ~ 16:00	41.8	46.0	44.6	40.9	35.8	35.1	53.1	33.0	
16:00 ~ 17:00	41.5	44.5	43.6	40.8	38.1	37.1	51.5	34.2	
17:00 ~ 18:00	42.4	44.8	44.2	42.1	39.7	39.0	50.9	37.0	
18:00 ~ 19:00	43.1	45.3	44.6	42.7	41.2	40.8	51.2	38.2	
19:00 ~ 20:00	42.8	45.1	44.4	42.4	40.7	40.3	51.0	37.8	
20:00 ~ 21:00	42.1	44.9	44.2	41.5	39.4	39.0	49.6	36.1	
21:00 ~ 22:00	41.4	43.9	43.2	40.9	39.0	38.5	51.5	36.9	
22:00 ~ 23:00	40.5	43.0	42.2	39.9	38.5	38.2	49.2	36.1	40
23:00 ~ 0:00	40.6	43.0	42.3	40.2	38.2	37.7	49.8	35.0	

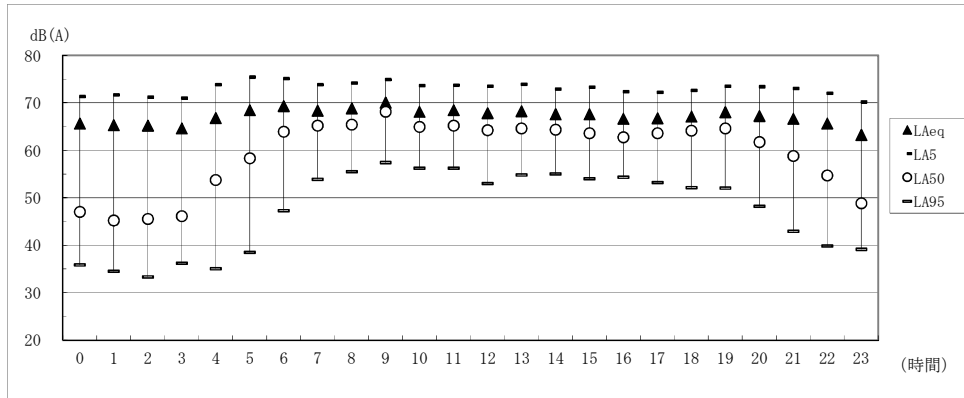


騒音調査結果（平日）

調査期間：令和元年11月27日（水）0：00～24：00
 調査地点：③川越入間線

単位：dB(A)

時間	等価騒音レベル	時間率騒音レベル							基準時間帯騒音レベル (L _{Aeq})
	L _{Aeq}	L _{A5}	L _{A10}	L _{A50}	L _{A90}	L _{A95}	L _{Amax}	L _{Amin}	
0:00 ~ 1:00	65.6	71.3	66.3	47.0	36.5	35.8	88.7	33.1	66
1:00 ~ 2:00	65.3	71.7	66.5	45.2	35.0	34.5	86.6	32.4	
2:00 ~ 3:00	65.2	71.2	66.1	45.5	34.1	33.3	85.2	31.9	
3:00 ~ 4:00	64.6	71.0	65.5	46.1	37.0	36.2	86.0	34.1	
4:00 ~ 5:00	66.8	73.8	70.1	53.7	37.0	35.0	85.5	32.5	
5:00 ~ 6:00	68.4	75.4	72.4	58.3	41.9	38.5	87.6	33.2	
6:00 ~ 7:00	69.3	75.1	73.2	63.9	51.6	47.3	86.6	35.3	
7:00 ~ 8:00	68.3	73.8	72.1	65.2	56.2	53.9	86.1	43.9	
8:00 ~ 9:00	68.8	74.1	72.2	65.4	57.5	55.5	87.1	44.2	
9:00 ~ 10:00	70.0	74.9	73.2	68.1	60.3	57.4	85.3	51.2	
10:00 ~ 11:00	68.1	73.6	71.8	64.9	58.0	56.2	82.3	48.9	
11:00 ~ 12:00	68.4	73.7	71.7	65.2	58.0	56.2	84.1	48.8	
12:00 ~ 13:00	67.8	73.5	71.6	64.2	55.7	53.0	83.5	47.0	
13:00 ~ 14:00	68.2	73.9	71.9	64.6	57.0	54.8	83.4	47.1	
14:00 ~ 15:00	67.6	72.9	70.9	64.3	57.0	55.0	84.6	47.9	
15:00 ~ 16:00	67.6	73.3	71.0	63.6	56.5	54.0	85.3	46.0	
16:00 ~ 17:00	66.6	72.3	70.2	62.7	56.1	54.3	84.3	47.0	
17:00 ~ 18:00	66.7	72.2	70.4	63.6	55.3	53.2	80.6	43.5	
18:00 ~ 19:00	67.1	72.6	70.9	64.1	54.9	52.1	82.7	44.2	
19:00 ~ 20:00	68.0	73.5	71.6	64.6	54.6	52.0	83.6	45.0	
20:00 ~ 21:00	67.2	73.4	71.4	61.7	50.7	48.2	84.0	39.2	
21:00 ~ 22:00	66.6	73.0	70.8	58.8	45.6	42.9	85.9	38.4	
22:00 ~ 23:00	65.6	72.0	69.2	54.7	41.2	39.8	86.3	38.0	
23:00 ~ 0:00	63.2	70.2	66.6	48.8	39.6	39.1	84.2	37.4	

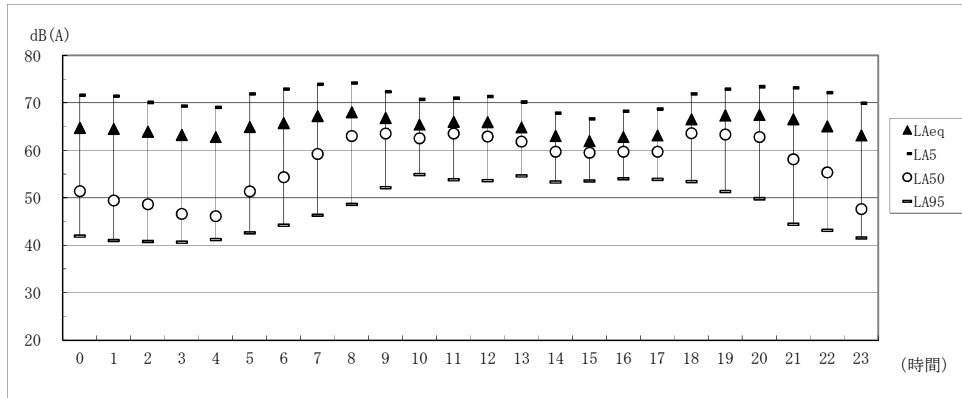


騒音調査結果（休日）

調査期間：令和元年12月1日（日）0：00～24：00
 調査地点：③川越入間線

単位：dB(A)

時間	等価騒音レベル	時間率騒音レベル							基準時間帯騒音レベル (L _{Aeq})
	L _{Aeq}	L _{A5}	L _{A10}	L _{A50}	L _{A90}	L _{A95}	L _{Amax}	L _{Amin}	
0:00 ~ 1:00	64.7	71.6	67.6	51.4	42.7	41.9	86.4	38.8	64
1:00 ~ 2:00	64.5	71.4	66.5	49.4	41.6	41.0	85.5	38.7	
2:00 ~ 3:00	63.9	70.1	65.2	48.6	41.6	40.8	85.9	38.1	
3:00 ~ 4:00	63.2	69.3	63.8	46.6	41.3	40.6	86.5	38.4	
4:00 ~ 5:00	62.8	69.0	63.5	46.1	41.9	41.2	86.0	39.0	
5:00 ~ 6:00	64.9	71.9	67.4	51.3	43.3	42.6	86.2	40.6	
6:00 ~ 7:00	65.7	72.9	69.6	54.3	45.2	44.2	87.7	41.6	
7:00 ~ 8:00	67.2	73.9	71.7	59.2	48.1	46.3	85.8	41.2	
8:00 ~ 9:00	68.0	74.2	72.3	63.0	51.3	48.6	83.4	41.5	
9:00 ~ 10:00	66.8	72.3	70.6	63.5	55.1	52.1	83.0	41.2	
10:00 ~ 11:00	65.4	70.7	69.0	62.5	56.4	54.9	81.5	48.1	
11:00 ~ 12:00	66.0	71.0	69.5	63.5	55.9	53.8	82.2	45.6	
12:00 ~ 13:00	65.9	71.3	69.6	62.9	56.0	53.6	80.2	45.3	
13:00 ~ 14:00	64.8	70.2	68.4	61.8	56.1	54.6	80.1	47.1	
14:00 ~ 15:00	63.0	67.8	65.8	59.7	54.1	53.3	82.0	49.2	
15:00 ~ 16:00	61.9	66.6	64.9	59.5	54.7	53.5	83.7	47.6	
16:00 ~ 17:00	62.8	68.2	66.0	59.7	55.0	54.0	82.3	49.0	
17:00 ~ 18:00	63.1	68.7	66.6	59.7	55.0	53.9	79.0	49.5	
18:00 ~ 19:00	66.5	71.9	70.4	63.6	55.2	53.4	79.8	45.1	
19:00 ~ 20:00	67.3	72.9	71.2	63.3	53.8	51.3	83.5	43.8	
20:00 ~ 21:00	67.4	73.4	71.5	62.8	52.7	49.8	84.4	43.1	
21:00 ~ 22:00	66.5	73.1	71.0	58.1	46.6	44.4	86.0	41.3	
22:00 ~ 23:00	65.0	72.1	69.4	55.3	44.4	43.1	83.1	40.3	
23:00 ~ 0:00	63.1	69.9	65.2	47.6	41.9	41.5	85.8	39.8	

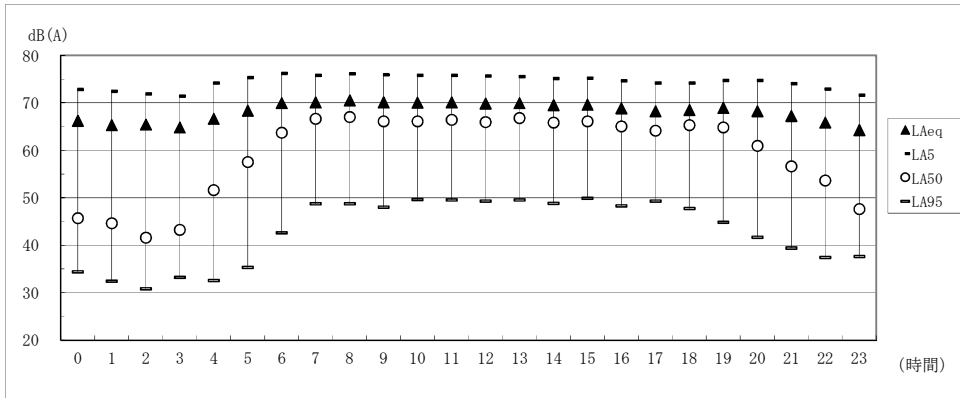


騒音調査結果（平日）

調査期間：令和元年11月27日（水）0：00～24：00
 調査地点：④川越入間線

単位：dB(A)

時間	等価騒音レベル	時間率騒音レベル							基準時間帯騒音レベル (L _{Aeq})
	L _{Aeq}	L _{A5}	L _{A10}	L _{A50}	L _{A90}	L _{A95}	L _{Amax}	L _{Amin}	
0:00 ~ 1:00	66.2	72.8	68.0	45.7	36.0	34.4	87.2	31.4	66
1:00 ~ 2:00	65.3	72.4	67.2	44.6	33.0	32.4	86.1	30.3	
2:00 ~ 3:00	65.4	71.9	66.5	41.6	31.6	30.8	86.9	29.2	
3:00 ~ 4:00	64.8	71.4	66.3	43.2	33.8	33.2	83.6	31.4	
4:00 ~ 5:00	66.6	74.1	70.3	51.6	34.7	32.5	85.0	30.2	
5:00 ~ 6:00	68.3	75.3	72.7	57.5	38.4	35.3	87.2	31.9	
6:00 ~ 7:00	69.9	76.2	74.3	63.7	47.4	42.6	86.5	33.2	69
7:00 ~ 8:00	70.1	75.8	74.2	66.6	53.0	48.7	85.2	38.6	
8:00 ~ 9:00	70.5	76.1	74.5	67.0	53.8	48.7	84.9	38.1	
9:00 ~ 10:00	70.1	75.9	74.2	66.1	51.9	48.0	87.0	39.3	
10:00 ~ 11:00	70.0	75.8	74.1	66.1	52.9	49.6	85.1	39.3	
11:00 ~ 12:00	70.1	75.8	74.1	66.4	53.4	49.5	85.5	38.7	
12:00 ~ 13:00	69.8	75.6	73.8	65.9	52.7	49.3	85.7	39.7	
13:00 ~ 14:00	69.9	75.5	73.8	66.8	52.9	49.5	84.3	39.5	
14:00 ~ 15:00	69.5	75.1	73.4	65.8	52.5	48.8	85.5	39.3	
15:00 ~ 16:00	69.6	75.2	73.5	66.1	53.8	49.9	85.5	38.2	
16:00 ~ 17:00	68.8	74.6	72.8	65.0	52.1	48.3	85.0	37.6	
17:00 ~ 18:00	68.2	74.1	72.3	64.1	52.7	49.3	83.6	34.8	
18:00 ~ 19:00	68.5	74.1	72.6	65.3	51.8	47.7	83.3	35.3	
19:00 ~ 20:00	68.9	74.7	73.2	64.8	48.9	44.8	83.4	36.6	
20:00 ~ 21:00	68.2	74.7	72.8	60.9	44.0	41.7	82.8	37.7	
21:00 ~ 22:00	67.2	74.0	71.7	56.6	40.7	39.4	84.9	36.2	66
22:00 ~ 23:00	65.8	72.9	70.3	53.6	38.3	37.4	85.8	34.5	
23:00 ~ 0:00	64.2	71.6	67.7	47.6	38.2	37.6	82.1	34.9	

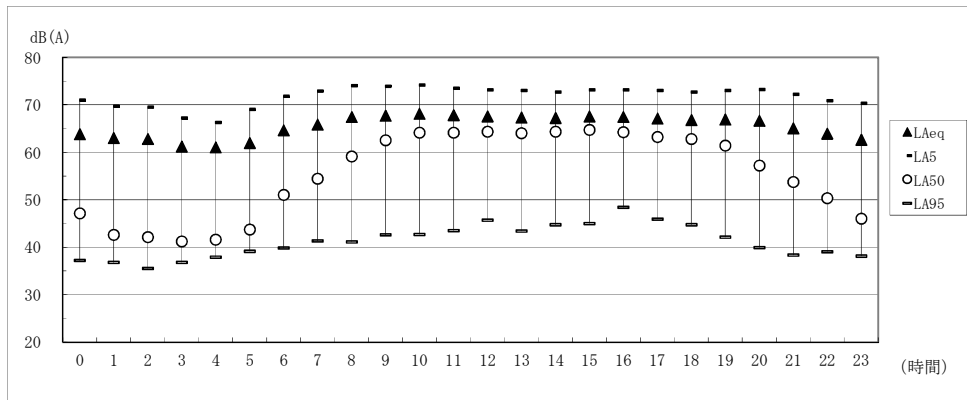


騒音調査結果（休日）

調査期間：令和2年1月19日（日）0：00～24：00
 調査地点：④川越入間線

単位：dB(A)

時間	等価騒音レベル	時間率騒音レベル							基準時間帯騒音レベル (L _{Aeq})
	L _{Aeq}	L _{A5}	L _{A10}	L _{A50}	L _{A90}	L _{A95}	L _{Amax}	L _{Amin}	
0:00 ~ 1:00	63.8	71.0	66.8	47.1	38.1	37.2	83.2	34.7	63
1:00 ~ 2:00	63.0	69.7	65.1	42.6	37.4	36.8	84.5	34.9	
2:00 ~ 3:00	62.8	69.5	63.8	42.1	36.1	35.5	85.6	33.3	
3:00 ~ 4:00	61.2	67.2	61.4	41.2	37.4	36.8	85.0	34.9	
4:00 ~ 5:00	61.0	66.3	60.7	41.6	38.4	37.9	83.2	35.8	
5:00 ~ 6:00	61.9	69.0	63.6	43.7	39.7	39.1	81.8	37.2	
6:00 ~ 7:00	64.6	71.8	68.7	51.0	40.9	39.8	85.6	36.3	67
7:00 ~ 8:00	65.8	72.9	70.4	54.4	42.4	41.3	81.5	38.2	
8:00 ~ 9:00	67.4	74.0	72.0	59.1	42.8	41.1	82.3	35.5	
9:00 ~ 10:00	67.7	73.9	72.1	62.5	46.5	42.6	83.4	35.7	
10:00 ~ 11:00	68.1	74.1	72.4	64.1	47.1	42.7	82.6	33.9	
11:00 ~ 12:00	67.8	73.5	71.9	64.1	49.1	43.5	83.8	32.8	
12:00 ~ 13:00	67.5	73.1	71.5	64.3	49.8	45.7	82.7	36.8	
13:00 ~ 14:00	67.3	73.0	71.6	64.0	47.9	43.4	80.6	33.8	
14:00 ~ 15:00	67.2	72.7	71.3	64.3	49.3	44.7	81.1	35.8	
15:00 ~ 16:00	67.5	73.1	71.5	64.7	49.9	45.0	83.1	36.1	
16:00 ~ 17:00	67.4	73.1	71.6	64.2	51.2	48.4	81.4	39.3	
17:00 ~ 18:00	67.1	73.0	71.3	63.2	51.2	45.9	81.1	37.3	
18:00 ~ 19:00	66.8	72.7	71.0	62.8	48.8	44.7	82.4	36.2	
19:00 ~ 20:00	66.9	73.0	71.3	61.4	45.7	42.1	81.8	37.5	
20:00 ~ 21:00	66.6	73.2	71.3	57.2	41.3	39.9	86.8	36.7	
21:00 ~ 22:00	65.0	72.2	69.6	53.7	40.0	38.3	82.7	34.4	
22:00 ~ 23:00	63.9	70.9	67.5	50.3	40.0	39.0	83.5	36.1	63
23:00 ~ 0:00	62.6	70.3	66.0	46.0	38.8	38.1	82.2	35.9	



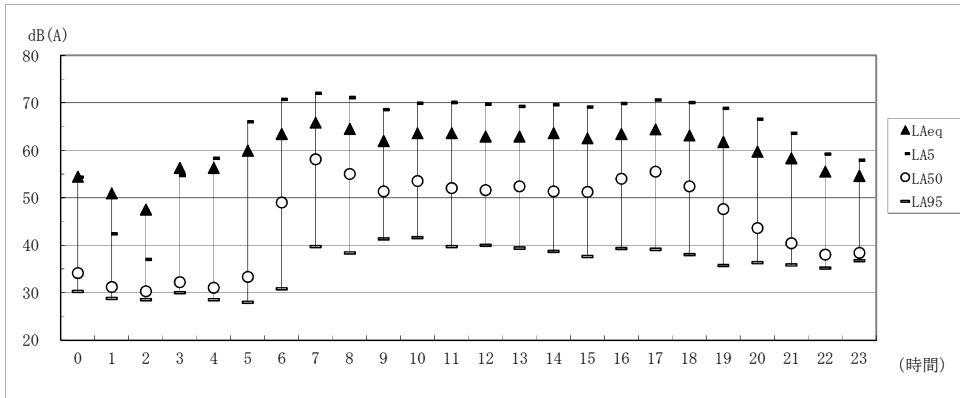
騒音調査結果（平日）

調査期間：令和元年11月27日（水）0：00～24：00
 調査地点：⑤入間市道

単位：dB(A)

時間	等価騒音レベル	時間率騒音レベル							基準時間帯騒音レベル (L _{Aeq})
	L _{Aeq}	L _{A5}	L _{A10}	L _{A50}	L _{A90}	L _{A95}	L _{Amax}	L _{Amin}	
0:00 ~ 1:00	54.4	54.3	44.3	34.1	30.8	30.2	78.0	28.0	56
1:00 ~ 2:00	50.9	42.4	36.3	31.2	29.2	28.8	78.7	<28	
2:00 ~ 3:00	47.5	37.0	34.0	30.3	28.8	28.5	78.6	<28	
3:00 ~ 4:00	56.3	54.7	39.9	32.2	30.4	30.0	84.2	28.1	
4:00 ~ 5:00	56.3	58.3	52.1	31.0	28.9	28.5	82.3	<28	
5:00 ~ 6:00	59.9	66.0	60.1	33.3	28.6	<28	82.2	<28	
6:00 ~ 7:00	63.4	70.7	67.1	49.0	33.7	30.8	83.1	<28	63
7:00 ~ 8:00	65.8	72.0	69.8	58.1	42.4	39.7	85.0	33.0	
8:00 ~ 9:00	64.5	71.1	68.6	55.0	40.1	38.4	84.3	34.4	
9:00 ~ 10:00	61.9	68.6	65.6	51.3	42.8	41.3	82.3	36.1	
10:00 ~ 11:00	63.6	69.9	67.1	53.5	43.0	41.6	86.2	36.9	
11:00 ~ 12:00	63.6	70.1	67.2	52.0	42.1	39.7	85.3	34.9	
12:00 ~ 13:00	62.9	69.7	66.7	51.6	41.8	40.0	84.6	35.2	
13:00 ~ 14:00	62.9	69.2	66.1	52.4	40.8	39.4	85.8	32.6	
14:00 ~ 15:00	63.6	69.6	66.4	51.3	40.1	38.7	88.5	33.9	
15:00 ~ 16:00	62.5	69.1	66.0	51.2	39.1	37.6	85.6	33.0	
16:00 ~ 17:00	63.4	69.8	67.0	54.0	41.3	39.3	85.8	35.6	
17:00 ~ 18:00	64.4	70.6	68.2	55.5	41.3	39.1	88.0	31.4	
18:00 ~ 19:00	63.1	70.0	67.1	52.4	39.9	38.0	83.1	34.4	
19:00 ~ 20:00	61.7	68.8	65.3	47.6	37.1	35.7	84.1	31.9	
20:00 ~ 21:00	59.7	66.5	60.9	43.6	37.1	36.3	81.4	32.4	
21:00 ~ 22:00	58.3	63.6	58.1	40.4	36.2	35.8	79.5	33.7	
22:00 ~ 23:00	55.5	59.2	51.9	38.0	35.8	35.2	79.3	33.8	56
23:00 ~ 0:00	54.6	57.9	51.3	38.4	37.1	36.7	78.7	35.2	

備考：<28は、測定下限値以下をしめす。

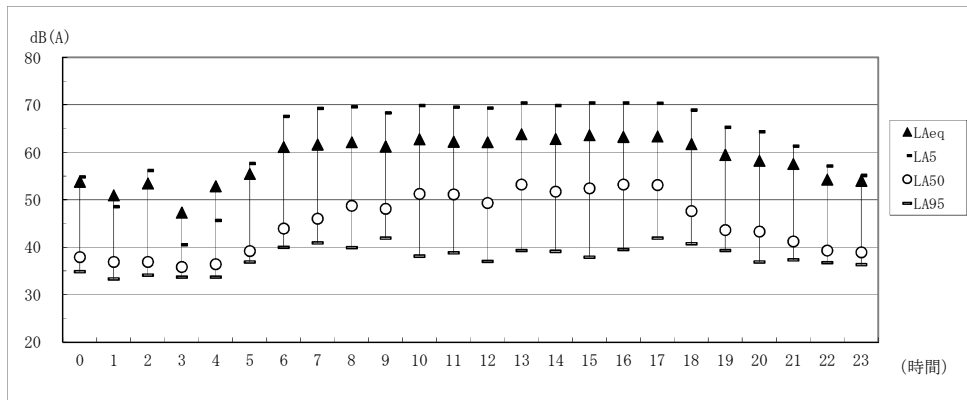


騒音調査結果（休日）

調査期間：令和元年12月1日（日）0：00～24：00
 調査地点：⑤入間市道

単位：dB(A)

時間	等価騒音レベル	時間率騒音レベル							基準時間帯騒音レベル (L _{Aeq})
	L _{Aeq}	L _{A5}	L _{A10}	L _{A50}	L _{A90}	L _{A95}	L _{Amax}	L _{Amin}	
0:00 ~ 1:00	53.8	54.8	47.2	37.9	35.3	34.8	77.1	33.2	53
1:00 ~ 2:00	50.9	48.5	41.7	36.9	34.1	33.3	78.2	31.1	
2:00 ~ 3:00	53.4	56.1	46.3	36.9	34.5	34.1	76.4	32.5	
3:00 ~ 4:00	47.3	40.5	38.6	35.8	34.0	33.7	75.6	31.9	
4:00 ~ 5:00	52.8	45.6	39.9	36.4	34.2	33.7	78.5	32.1	
5:00 ~ 6:00	55.4	57.6	47.1	39.2	37.4	36.9	78.0	32.8	
6:00 ~ 7:00	61.1	67.6	61.6	43.9	40.4	40.0	82.2	37.0	
7:00 ~ 8:00	61.6	69.2	64.8	46.0	41.5	40.9	81.5	39.1	
8:00 ~ 9:00	62.1	69.6	66.2	48.7	40.8	39.9	81.1	37.3	
9:00 ~ 10:00	61.2	68.3	64.7	48.1	42.8	41.9	82.6	36.6	
10:00 ~ 11:00	62.7	69.8	67.1	51.2	39.2	38.1	82.8	35.1	
11:00 ~ 12:00	62.2	69.5	66.7	51.1	39.9	38.8	81.2	34.3	
12:00 ~ 13:00	62.1	69.3	66.2	49.3	38.2	37.0	82.9	33.3	
13:00 ~ 14:00	63.8	70.4	67.8	53.2	40.5	39.3	84.0	34.5	
14:00 ~ 15:00	62.8	69.8	66.6	51.7	40.5	39.1	84.7	34.4	
15:00 ~ 16:00	63.6	70.4	67.6	52.4	39.4	37.9	84.8	33.9	
16:00 ~ 17:00	63.2	70.4	67.6	53.2	41.2	39.5	81.8	34.8	
17:00 ~ 18:00	63.3	70.3	67.5	53.1	43.1	41.9	81.7	37.4	
18:00 ~ 19:00	61.7	68.9	65.0	47.6	41.5	40.7	84.0	37.8	
19:00 ~ 20:00	59.4	65.3	59.7	43.6	39.9	39.3	85.6	36.6	
20:00 ~ 21:00	58.2	64.3	58.2	43.3	37.7	36.9	82.7	35.0	
21:00 ~ 22:00	57.5	61.3	54.4	41.2	37.9	37.3	83.4	34.8	
22:00 ~ 23:00	54.2	57.1	50.5	39.3	37.2	36.7	77.4	34.9	
23:00 ~ 0:00	54.0	55.1	48.3	38.9	36.7	36.3	80.6	34.3	



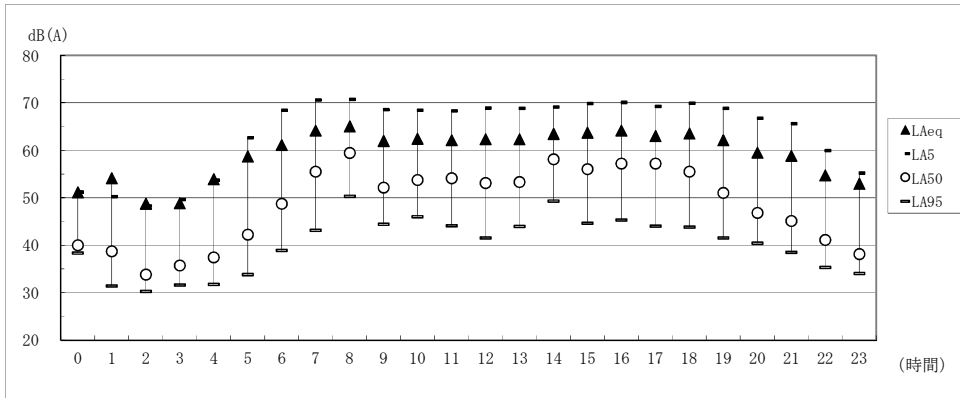
騒音調査結果（平日）

調査期間：令和元年11月27日（水）0：00～24：00
 調査地点：⑥入間市道

単位：dB(A)

時間	等価騒音レベル	時間率騒音レベル							基準時間帯騒音レベル (L _{Aeq})
	L _{Aeq}	L _{A5}	L _{A10}	L _{A50}	L _{A90}	L _{A95}	L _{Amax}	L _{Amin}	
0:00 ~ 1:00	51.1	51.2	46.5	40.0	38.6	38.3	77.5	37.1	54
1:00 ~ 2:00	54.1	50.2	45.9	38.7	32.3	31.4	85.9	29.2	
2:00 ~ 3:00	48.7	48.3	43.6	33.8	30.9	30.3	75.9	<28	
3:00 ~ 4:00	48.8	49.6	45.6	35.7	32.2	31.6	76.8	29.7	
4:00 ~ 5:00	53.9	53.7	49.6	37.4	32.4	31.7	81.4	29.7	
5:00 ~ 6:00	58.7	62.6	56.2	42.2	34.9	33.8	85.0	31.7	
6:00 ~ 7:00	61.1	68.4	65.0	48.7	41.1	38.9	80.7	31.4	
7:00 ~ 8:00	64.1	70.6	68.5	55.5	44.5	43.1	83.4	39.3	
8:00 ~ 9:00	65.0	70.7	68.7	59.4	51.8	50.3	84.0	44.4	
9:00 ~ 10:00	61.9	68.6	65.8	52.1	45.8	44.4	83.3	39.3	
10:00 ~ 11:00	62.4	68.4	66.0	53.7	46.9	46.0	81.8	43.2	
11:00 ~ 12:00	62.1	68.3	66.3	54.1	45.8	44.1	80.2	39.4	
12:00 ~ 13:00	62.3	68.9	66.6	53.1	43.6	41.5	82.0	37.5	
13:00 ~ 14:00	62.3	68.8	66.5	53.3	45.4	43.9	85.3	40.2	
14:00 ~ 15:00	63.4	69.1	66.7	58.1	51.5	49.3	85.7	42.2	
15:00 ~ 16:00	63.7	69.8	67.6	56.0	46.3	44.6	81.8	39.4	
16:00 ~ 17:00	64.1	70.1	68.0	57.2	47.3	45.3	82.7	40.1	
17:00 ~ 18:00	63.0	69.2	67.3	57.2	46.8	44.0	80.1	39.1	
18:00 ~ 19:00	63.5	69.9	67.8	55.5	45.2	43.8	82.6	38.9	
19:00 ~ 20:00	62.1	68.8	66.2	51.0	42.8	41.5	82.8	37.1	
20:00 ~ 21:00	59.5	66.7	62.8	46.8	41.5	40.4	79.7	36.7	
21:00 ~ 22:00	58.8	65.6	60.5	45.1	39.6	38.5	82.7	35.3	
22:00 ~ 23:00	54.7	59.9	53.3	41.1	36.4	35.3	78.8	33.5	
23:00 ~ 0:00	52.9	55.2	48.5	38.1	34.5	34.0	79.5	32.9	

備考：<28は、測定下限値以下をしめす。

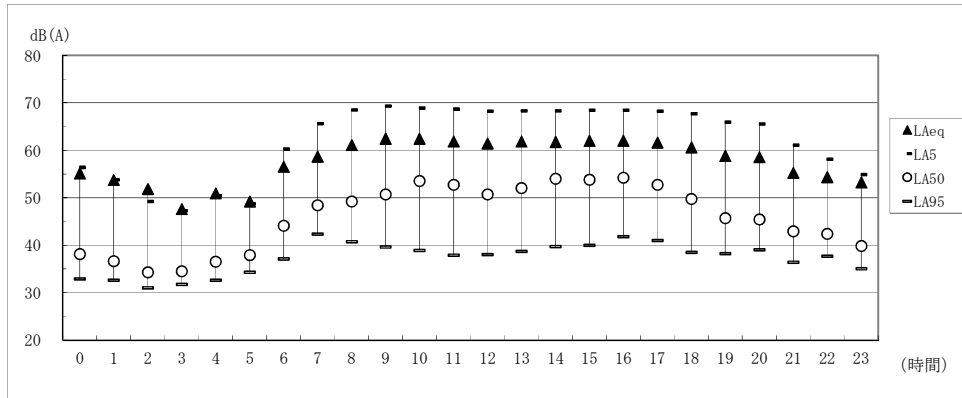


騒音調査結果（休日）

調査期間：令和2年1月19日（日）0：00～24：00
 調査地点：⑥入間市道

単位：dB(A)

時間	等価騒音レベル	時間率騒音レベル							基準時間帯騒音レベル (L _{Aeq})
	L _{Aeq}	L _{A5}	L _{A10}	L _{A50}	L _{A90}	L _{A95}	L _{Amax}	L _{Amin}	
0:00 ~ 1:00	55.1	56.4	49.6	38.1	33.6	32.9	78.3	30.3	53
1:00 ~ 2:00	53.7	53.8	47.8	36.6	33.2	32.6	79.4	30.3	
2:00 ~ 3:00	51.8	49.2	44.5	34.3	31.5	31.0	78.4	28.9	
3:00 ~ 4:00	47.6	47.2	43.2	34.5	32.0	31.7	74.3	29.8	
4:00 ~ 5:00	50.9	50.4	45.5	36.5	33.1	32.6	77.4	31.0	
5:00 ~ 6:00	49.2	48.7	45.5	37.9	34.8	34.3	76.3	32.1	
6:00 ~ 7:00	56.5	60.3	54.3	44.1	37.9	37.1	78.9	34.9	61
7:00 ~ 8:00	58.6	65.6	60.0	48.4	43.4	42.3	80.3	36.5	
8:00 ~ 9:00	61.1	68.5	64.6	49.2	42.1	40.7	82.6	36.0	
9:00 ~ 10:00	62.4	69.3	66.5	50.7	41.2	39.6	83.1	35.0	
10:00 ~ 11:00	62.4	68.9	66.8	53.5	40.7	38.9	81.4	33.1	
11:00 ~ 12:00	61.8	68.7	66.5	52.7	39.2	37.9	79.7	33.6	
12:00 ~ 13:00	61.4	68.2	66.0	50.7	39.2	38.0	80.5	33.5	
13:00 ~ 14:00	61.8	68.3	66.0	52.0	40.6	38.7	86.5	34.3	
14:00 ~ 15:00	61.7	68.3	66.2	54.0	41.6	39.7	80.5	34.5	
15:00 ~ 16:00	62.0	68.4	66.4	53.8	41.5	40.0	80.0	35.5	
16:00 ~ 17:00	62.0	68.4	66.4	54.2	43.5	41.8	79.7	37.3	
17:00 ~ 18:00	61.6	68.2	66.2	52.7	42.4	41.0	79.3	37.3	
18:00 ~ 19:00	60.6	67.7	64.6	49.7	39.6	38.5	79.5	34.8	
19:00 ~ 20:00	58.8	65.9	62.3	45.7	38.8	38.2	79.4	36.1	
20:00 ~ 21:00	58.5	65.5	60.8	45.4	39.8	39.0	79.0	36.7	
21:00 ~ 22:00	55.2	61.1	54.9	42.9	37.6	36.4	78.3	33.7	
22:00 ~ 23:00	54.3	58.1	52.1	42.4	38.3	37.7	79.0	35.1	
23:00 ~ 0:00	53.2	54.9	49.9	39.8	35.8	35.0	78.8	32.1	53

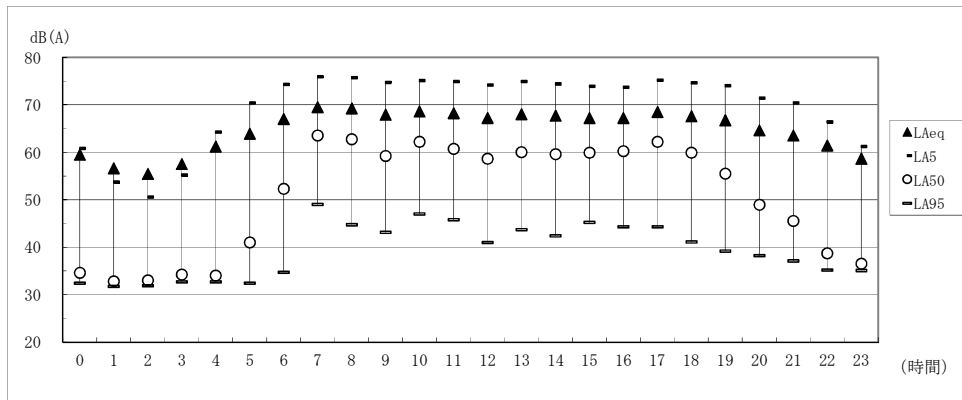


騒音調査結果（平日）

調査期間：令和元年11月27日（水）0：00～24：00
 調査地点：⑦所沢市道4-11号線

単位：dB(A)

時間	等価騒音レベル	時間率騒音レベル							基準時間帯騒音レベル (L _{Aeq})
	L _{Aeq}	L _{A5}	L _{A10}	L _{A50}	L _{A90}	L _{A95}	L _{Amax}	L _{Amin}	
0:00 ~ 1:00	59.5	60.8	52.3	34.6	32.7	32.4	85.6	31.6	60
1:00 ~ 2:00	56.6	53.7	42.5	32.8	31.9	31.7	87.2	30.8	
2:00 ~ 3:00	55.4	50.6	40.6	33.0	32.1	31.9	84.0	31.1	
3:00 ~ 4:00	57.5	55.2	45.3	34.2	32.9	32.7	83.9	31.7	
4:00 ~ 5:00	61.2	64.2	57.8	34.0	32.9	32.7	86.2	31.6	
5:00 ~ 6:00	63.9	70.4	64.7	41.0	32.7	32.4	85.2	31.3	
6:00 ~ 7:00	67.0	74.3	70.4	52.3	37.0	34.7	89.1	32.7	68
7:00 ~ 8:00	69.5	75.9	73.9	63.5	51.2	49.0	87.2	37.5	
8:00 ~ 9:00	69.2	75.7	73.7	62.7	48.6	44.7	87.0	37.5	
9:00 ~ 10:00	67.9	74.7	72.3	59.2	45.8	43.1	84.9	36.4	
10:00 ~ 11:00	68.6	75.1	73.0	62.2	49.9	47.0	84.8	38.4	
11:00 ~ 12:00	68.2	74.9	72.6	60.7	48.5	45.8	87.6	37.5	
12:00 ~ 13:00	67.2	74.2	71.7	58.6	43.5	41.0	85.1	33.7	
13:00 ~ 14:00	68.0	74.9	72.1	60.0	46.6	43.7	86.9	36.5	
14:00 ~ 15:00	67.7	74.4	71.9	59.6	46.0	42.4	85.5	36.3	
15:00 ~ 16:00	67.2	73.9	71.7	59.9	48.1	45.2	84.3	36.9	
16:00 ~ 17:00	67.2	73.7	71.6	60.2	47.6	44.3	83.7	36.8	
17:00 ~ 18:00	68.5	75.2	73.1	62.2	48.1	44.3	83.1	36.4	
18:00 ~ 19:00	67.6	74.6	72.1	59.9	44.7	41.1	83.5	34.0	
19:00 ~ 20:00	66.7	74.0	70.7	55.5	41.2	39.2	84.9	34.4	
20:00 ~ 21:00	64.6	71.4	66.8	48.9	39.6	38.2	84.4	34.6	
21:00 ~ 22:00	63.5	70.4	64.9	45.5	37.8	37.1	83.5	35.0	
22:00 ~ 23:00	61.4	66.4	60.4	38.7	35.7	35.2	82.4	33.4	60
23:00 ~ 0:00	58.6	61.2	53.7	36.5	35.3	35.1	83.6	33.9	

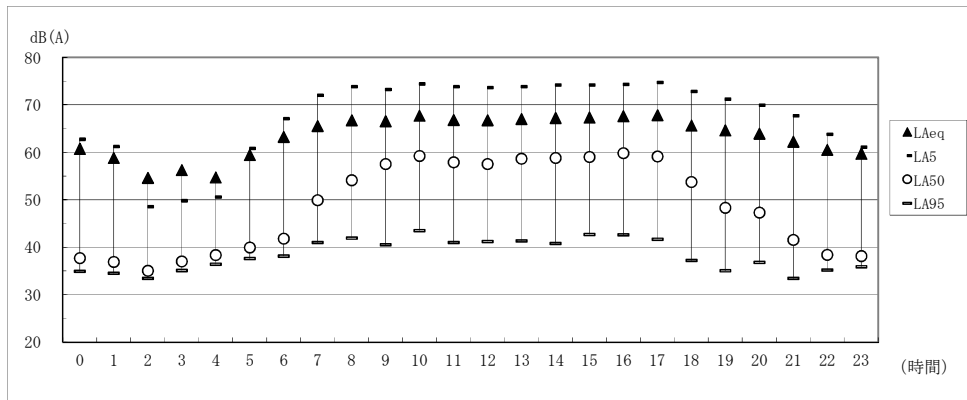


騒音調査結果（休日）

調査期間：令和2年1月19日（日）0：00～24：00
 調査地点：⑦所沢市道4-11号線

単位：dB(A)

時間	等価騒音レベル	時間率騒音レベル							基準時間帯騒音レベル (L _{Aeq})
	L _{Aeq}	L _{A5}	L _{A10}	L _{A50}	L _{A90}	L _{A95}	L _{Amax}	L _{Amin}	
0:00 ~ 1:00	60.7	62.7	55.5	37.7	35.5	34.9	85.8	33.4	59
1:00 ~ 2:00	58.8	61.2	54.3	36.9	34.9	34.5	83.8	32.4	
2:00 ~ 3:00	54.6	48.5	39.5	35.0	33.7	33.4	85.0	31.9	
3:00 ~ 4:00	56.2	49.8	40.8	37.0	35.6	35.1	88.4	33.3	
4:00 ~ 5:00	54.7	50.6	41.5	38.3	36.8	36.4	82.4	34.5	
5:00 ~ 6:00	59.4	60.8	54.4	39.9	38.0	37.6	86.5	35.3	
6:00 ~ 7:00	63.2	67.1	60.4	41.8	38.7	38.1	85.9	35.8	66
7:00 ~ 8:00	65.5	72.0	67.4	49.9	41.9	41.0	85.1	38.5	
8:00 ~ 9:00	66.7	73.8	70.0	54.1	43.5	41.9	88.2	37.5	
9:00 ~ 10:00	66.5	73.2	70.6	57.5	44.1	40.5	86.9	34.1	
10:00 ~ 11:00	67.7	74.4	71.7	59.2	46.5	43.5	87.6	35.0	
11:00 ~ 12:00	66.8	73.8	71.0	57.9	44.5	41.0	83.7	32.7	
12:00 ~ 13:00	66.7	73.6	70.7	57.5	44.1	41.2	84.9	32.8	
13:00 ~ 14:00	67.0	73.8	71.2	58.6	45.3	41.3	85.1	32.8	
14:00 ~ 15:00	67.2	74.2	71.8	58.8	44.5	40.8	84.4	31.7	
15:00 ~ 16:00	67.3	74.2	71.5	59.0	46.1	42.7	84.1	34.3	
16:00 ~ 17:00	67.6	74.3	71.7	59.8	46.1	42.6	85.6	34.2	
17:00 ~ 18:00	67.8	74.7	71.8	59.1	44.9	41.7	85.7	32.7	
18:00 ~ 19:00	65.6	72.8	69.3	53.7	39.2	37.2	85.2	33.1	
19:00 ~ 20:00	64.6	71.2	66.7	48.3	36.1	35.0	86.8	32.5	
20:00 ~ 21:00	63.9	69.9	65.0	47.3	37.7	36.8	88.2	34.0	
21:00 ~ 22:00	62.2	67.7	62.3	41.5	34.2	33.4	85.6	31.7	
22:00 ~ 23:00	60.5	63.8	57.0	38.4	35.8	35.2	84.1	33.6	59
23:00 ~ 0:00	59.7	61.1	53.6	38.1	36.3	35.9	85.1	34.2	



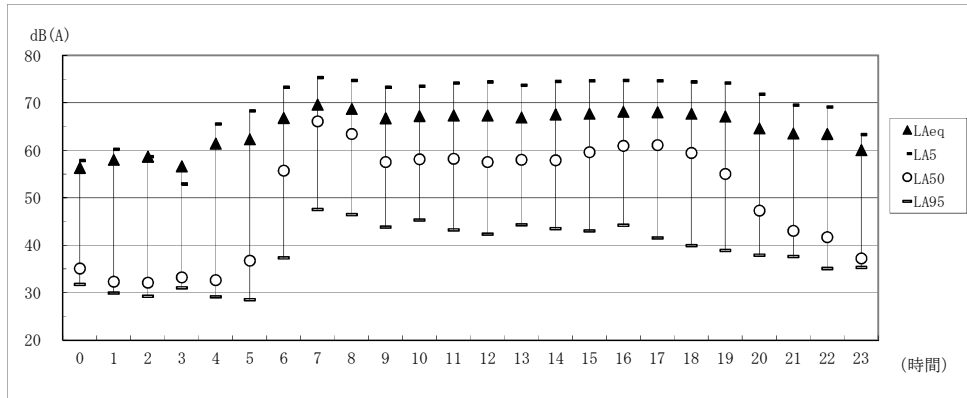
騒音調査結果（平日）

調査期間：令和元年11月27日（水）0：00～24：00
 調査地点：⑧所沢市道4-707号線

単位：dB(A)

時間	等価騒音レベル	時間率騒音レベル							基準時間帯騒音レベル (L _{Aeq})
	L _{Aeq}	L _{A5}	L _{A10}	L _{A50}	L _{A90}	L _{A95}	L _{Amax}	L _{Amin}	
0:00 ~ 1:00	56.3	57.8	48.5	35.1	32.3	31.7	81.3	30.1	60
1:00 ~ 2:00	58.0	60.2	52.1	32.3	30.3	29.9	83.2	28.2	
2:00 ~ 3:00	58.6	58.6	49.5	32.1	29.6	29.2	85.0	<28	
3:00 ~ 4:00	56.6	52.9	41.5	33.2	31.3	31.0	83.7	29.5	
4:00 ~ 5:00	61.4	65.5	59.3	32.6	29.5	29.1	86.6	<28	
5:00 ~ 6:00	62.3	68.3	62.6	36.7	28.9	28.5	84.4	<28	
6:00 ~ 7:00	66.8	73.3	70.3	55.7	40.0	37.3	86.9	31.0	67
7:00 ~ 8:00	69.6	75.3	73.2	66.1	51.9	47.5	84.7	38.4	
8:00 ~ 9:00	68.7	74.7	72.6	63.4	48.9	46.4	87.6	39.2	
9:00 ~ 10:00	66.7	73.3	70.5	57.5	45.3	43.8	86.6	39.1	
10:00 ~ 11:00	67.2	73.5	70.9	58.1	46.8	45.3	85.2	40.5	
11:00 ~ 12:00	67.3	74.1	71.2	58.2	45.4	43.2	84.9	38.0	
12:00 ~ 13:00	67.3	74.4	71.2	57.5	44.4	42.3	85.2	35.0	
13:00 ~ 14:00	66.9	73.7	70.8	58.0	46.5	44.3	84.4	36.3	
14:00 ~ 15:00	67.5	74.5	71.6	57.9	45.1	43.5	85.5	36.5	
15:00 ~ 16:00	67.7	74.6	71.8	59.6	46.1	43.0	85.6	35.6	
16:00 ~ 17:00	68.1	74.7	72.4	60.9	47.5	44.2	84.6	37.3	
17:00 ~ 18:00	68.0	74.6	72.3	61.1	45.0	41.5	84.3	33.3	
18:00 ~ 19:00	67.7	74.4	72.0	59.4	42.9	39.9	85.9	33.8	
19:00 ~ 20:00	67.1	74.2	71.3	55.0	41.2	38.9	84.8	32.3	
20:00 ~ 21:00	64.6	71.8	67.4	47.3	39.0	37.9	84.7	35.0	
21:00 ~ 22:00	63.5	69.5	64.3	43.0	38.1	37.6	85.1	35.3	
22:00 ~ 23:00	63.4	69.1	64.3	41.7	35.8	35.1	85.7	33.1	
23:00 ~ 0:00	60.0	63.3	56.3	37.2	35.7	35.3	87.5	33.7	

備考：<28は、測定下限値以下をしめす。

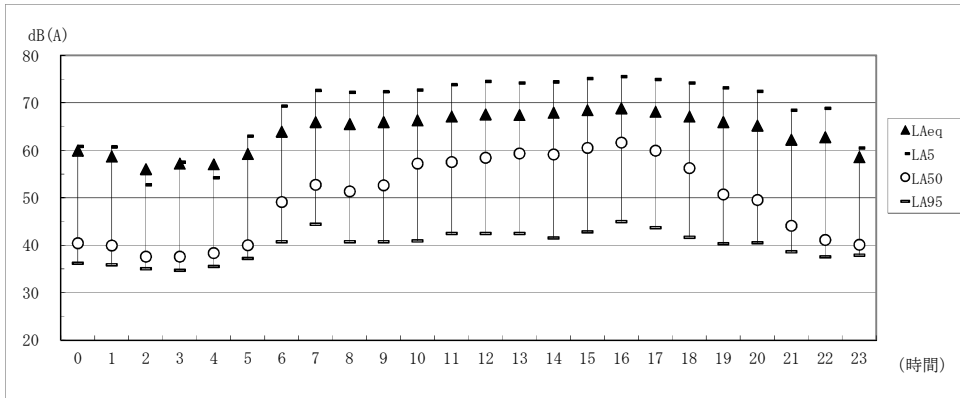


騒音調査結果（休日）

調査期間：令和元年12月1日（日）0：00～24：00
 調査地点：⑧所沢市道4-707号線

単位：dB(A)

時間	等価騒音レベル	時間率騒音レベル							基準時間帯騒音レベル (L _{Aeq})
	L _{Aeq}	L _{A5}	L _{A10}	L _{A50}	L _{A90}	L _{A95}	L _{Amax}	L _{Amin}	
0:00 ~ 1:00	59.9	60.8	52.1	40.4	36.8	36.2	86.9	33.9	59
1:00 ~ 2:00	58.7	60.7	54.4	39.9	36.5	35.9	86.6	33.0	
2:00 ~ 3:00	56.0	52.7	43.1	37.6	35.6	35.0	83.8	33.3	
3:00 ~ 4:00	57.2	57.5	48.6	37.6	35.2	34.7	82.5	32.3	
4:00 ~ 5:00	57.0	54.2	44.7	38.3	35.9	35.5	88.1	33.7	
5:00 ~ 6:00	59.2	63.0	55.7	40.0	37.7	37.2	83.5	35.0	
6:00 ~ 7:00	63.9	69.3	63.7	49.1	42.3	40.7	89.5	38.2	67
7:00 ~ 8:00	65.9	72.6	69.6	52.7	45.7	44.4	85.4	40.4	
8:00 ~ 9:00	65.5	72.2	69.0	51.3	41.6	40.7	84.9	38.0	
9:00 ~ 10:00	65.9	72.3	69.3	52.6	41.7	40.7	88.9	37.9	
10:00 ~ 11:00	66.3	72.7	70.2	57.2	43.5	40.9	83.8	35.3	
11:00 ~ 12:00	67.1	73.8	70.8	57.5	44.7	42.5	86.2	35.5	
12:00 ~ 13:00	67.5	74.5	71.4	58.4	44.9	42.5	84.6	35.5	
13:00 ~ 14:00	67.4	74.2	71.5	59.3	45.4	42.5	84.1	34.8	
14:00 ~ 15:00	67.9	74.4	71.6	59.1	44.4	41.5	89.1	35.7	
15:00 ~ 16:00	68.4	75.1	72.6	60.5	45.7	42.8	88.4	35.6	
16:00 ~ 17:00	68.8	75.5	73.1	61.6	47.3	45.0	86.3	38.0	
17:00 ~ 18:00	68.1	74.9	72.4	59.9	45.3	43.7	86.3	40.4	
18:00 ~ 19:00	67.1	74.2	71.3	56.2	42.9	41.7	86.1	38.4	
19:00 ~ 20:00	65.9	73.1	69.5	50.7	41.2	40.3	86.4	37.8	
20:00 ~ 21:00	65.2	72.4	68.5	49.5	41.4	40.5	84.4	37.9	
21:00 ~ 22:00	62.2	68.4	62.9	44.1	39.4	38.6	84.8	36.5	
22:00 ~ 23:00	62.7	68.8	63.0	41.1	37.9	37.5	84.7	35.9	59
23:00 ~ 0:00	58.5	60.5	53.0	40.1	38.2	37.9	83.9	35.9	

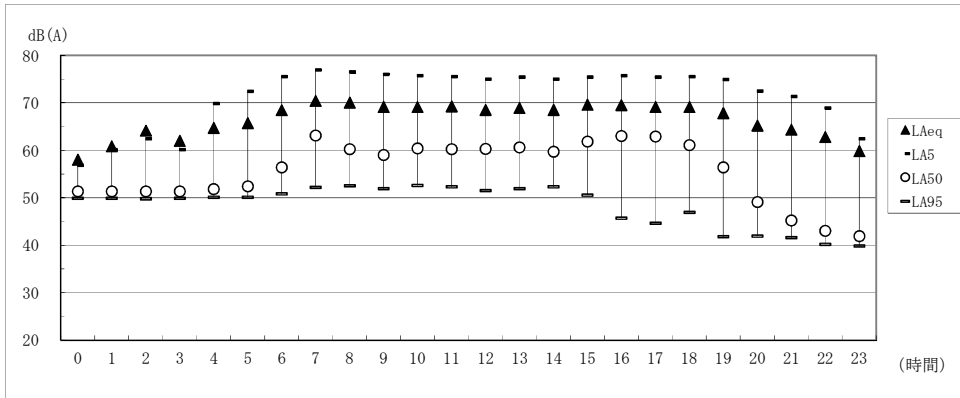


騒音調査結果（平日）

調査期間：令和元年11月27日（水）0：00～24：00
 調査地点：㊸入間市道

単位：dB(A)

時間	等価騒音レベル	時間率騒音レベル							基準時間帯騒音レベル (L _{Aeq})
	L _{Aeq}	L _{A5}	L _{A10}	L _{A50}	L _{A90}	L _{A95}	L _{Amax}	L _{Amin}	
0:00 ~ 1:00	58.0	56.8	53.2	51.3	50.2	49.9	82.6	48.4	63
1:00 ~ 2:00	60.8	60.1	54.8	51.3	50.2	49.9	87.3	47.8	
2:00 ~ 3:00	64.1	62.4	55.6	51.3	50.1	49.8	95.5	48.1	
3:00 ~ 4:00	62.0	60.1	54.7	51.3	50.2	49.9	88.6	48.3	
4:00 ~ 5:00	64.7	69.8	63.8	51.8	50.4	50.1	88.0	48.5	
5:00 ~ 6:00	65.7	72.4	66.8	52.4	50.5	50.1	86.5	48.3	
6:00 ~ 7:00	68.4	75.5	72.1	56.4	51.3	50.8	86.8	48.7	
7:00 ~ 8:00	70.4	76.9	74.7	63.1	53.1	52.2	90.6	50.0	
8:00 ~ 9:00	70.0	76.5	74.0	60.2	53.2	52.5	90.7	49.7	
9:00 ~ 10:00	69.1	76.0	73.1	59.0	52.4	51.9	89.7	48.9	
10:00 ~ 11:00	69.1	75.7	73.1	60.4	53.4	52.6	90.1	50.2	
11:00 ~ 12:00	69.2	75.5	72.8	60.2	53.1	52.3	91.5	49.4	
12:00 ~ 13:00	68.5	75.0	72.7	60.3	52.4	51.5	87.7	48.7	
13:00 ~ 14:00	68.9	75.4	72.9	60.6	52.7	51.9	88.1	49.1	
14:00 ~ 15:00	68.5	75.0	72.6	59.7	53.0	52.3	89.5	49.3	
15:00 ~ 16:00	69.6	75.4	73.2	61.8	52.3	50.5	90.6	43.0	
16:00 ~ 17:00	69.5	75.7	73.6	63.0	48.1	45.7	87.0	40.9	
17:00 ~ 18:00	69.1	75.4	73.5	62.9	47.3	44.6	85.4	37.7	
18:00 ~ 19:00	69.1	75.5	73.5	61.1	48.3	46.9	86.9	39.4	
19:00 ~ 20:00	67.8	74.9	72.4	56.4	43.5	41.8	84.1	38.1	
20:00 ~ 21:00	65.2	72.5	68.6	49.1	42.9	41.9	88.1	38.4	
21:00 ~ 22:00	64.3	71.3	65.8	45.2	42.0	41.6	83.9	39.6	
22:00 ~ 23:00	62.8	68.9	62.6	43.0	40.6	40.2	84.9	38.6	
23:00 ~ 0:00	59.8	62.4	53.5	41.9	40.2	39.8	83.6	38.2	

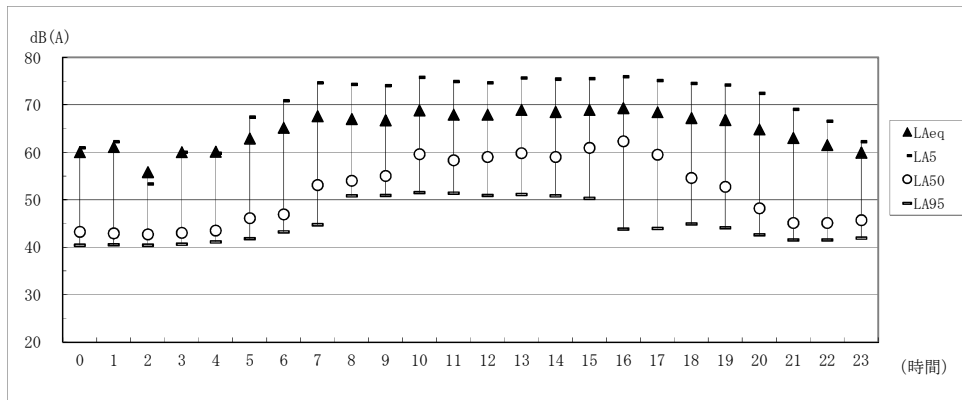


騒音調査結果（休日）

調査期間：令和元年12月1日（日）0：00～24：00
 調査地点：㊸入間市道

単位：dB(A)

時間	等価騒音レベル	時間率騒音レベル							基準時間帯騒音レベル (L _{Aeq})
	L _{Aeq}	L _{A5}	L _{A10}	L _{A50}	L _{A90}	L _{A95}	L _{Amax}	L _{Amin}	
0:00 ~ 1:00	60.0	60.9	53.2	43.2	41.0	40.4	85.7	38.3	61
1:00 ~ 2:00	61.1	62.2	54.4	42.9	40.9	40.5	86.7	38.3	
2:00 ~ 3:00	55.8	53.3	47.6	42.7	40.8	40.4	82.4	38.6	
3:00 ~ 4:00	60.0	60.0	51.3	43.0	41.0	40.6	85.8	38.9	
4:00 ~ 5:00	60.1	59.8	52.7	43.5	41.5	41.1	84.5	39.2	
5:00 ~ 6:00	62.9	67.4	60.3	46.1	42.4	41.8	86.6	39.7	
6:00 ~ 7:00	65.1	70.8	64.2	46.9	43.8	43.2	87.8	41.2	68
7:00 ~ 8:00	67.6	74.6	70.8	53.1	45.6	44.7	86.7	42.3	
8:00 ~ 9:00	67.0	74.3	70.7	54.0	51.2	50.8	87.9	49.1	
9:00 ~ 10:00	66.7	74.0	70.2	55.0	51.4	50.9	86.5	48.9	
10:00 ~ 11:00	68.8	75.8	73.2	59.6	52.1	51.5	89.0	49.0	
11:00 ~ 12:00	67.9	74.9	72.1	58.3	52.1	51.4	86.7	48.9	
12:00 ~ 13:00	67.9	74.6	72.1	59.0	51.6	50.9	85.5	48.7	
13:00 ~ 14:00	68.9	75.6	73.1	59.8	51.7	51.1	87.9	48.0	
14:00 ~ 15:00	68.5	75.4	72.9	59.0	51.4	50.8	87.6	48.7	
15:00 ~ 16:00	68.9	75.5	73.3	60.9	51.6	50.3	85.1	39.2	
16:00 ~ 17:00	69.3	75.9	73.9	62.3	46.7	43.8	86.6	39.5	
17:00 ~ 18:00	68.4	75.1	72.9	59.5	45.4	43.9	87.7	39.9	
18:00 ~ 19:00	67.2	74.5	71.8	54.6	45.8	44.9	84.3	42.6	
19:00 ~ 20:00	66.8	74.2	71.0	52.7	45.0	44.1	87.6	41.2	
20:00 ~ 21:00	64.8	72.4	68.2	48.2	43.4	42.6	83.8	40.1	
21:00 ~ 22:00	63.0	69.0	62.7	45.1	42.1	41.5	87.6	39.0	
22:00 ~ 23:00	61.5	66.5	59.9	45.1	42.0	41.5	84.9	39.4	
23:00 ~ 0:00	59.9	62.2	55.0	45.7	42.4	41.9	85.8	40.0	



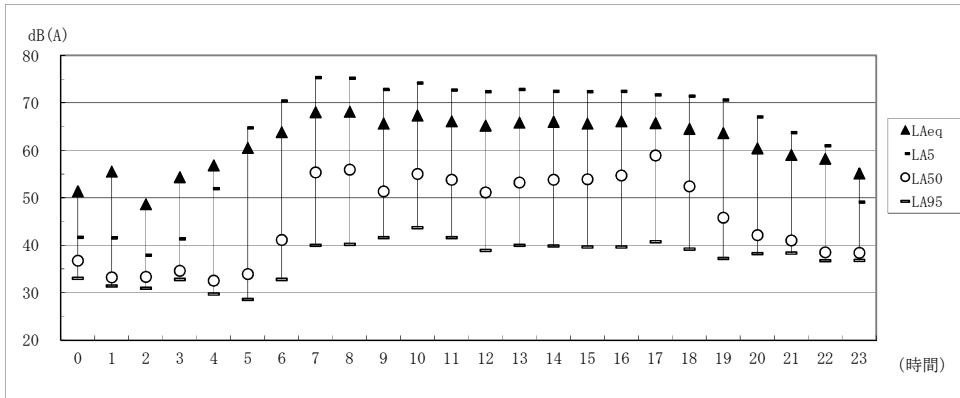
騒音調査結果（平日）

調査期間：令和元年11月27日（水）0：00～24：00
 調査地点：⑩所沢市道4-1033号線

単位：dB(A)

時間	等価騒音レベル	時間率騒音レベル							基準時間帯騒音レベル (L _{Aeq})
	L _{Aeq}	L _{A5}	L _{A10}	L _{A50}	L _{A90}	L _{A95}	L _{Amax}	L _{Amin}	
0:00 ~ 1:00	51.3	41.7	39.2	36.7	33.5	33.0	78.6	31.4	56
1:00 ~ 2:00	55.5	41.5	36.6	33.2	31.8	31.4	84.9	29.8	
2:00 ~ 3:00	48.6	37.9	36.4	33.3	31.2	30.9	78.2	29.8	
3:00 ~ 4:00	54.3	41.3	37.2	34.6	33.1	32.8	81.2	31.2	
4:00 ~ 5:00	56.8	51.9	40.3	32.5	30.3	29.7	83.6	<28	
5:00 ~ 6:00	60.5	64.7	56.8	33.9	29.5	28.6	85.0	<28	
6:00 ~ 7:00	63.8	70.4	64.9	41.1	34.5	32.8	89.0	29.0	66
7:00 ~ 8:00	68.0	75.3	72.6	55.3	41.5	40.0	84.3	36.1	
8:00 ~ 9:00	68.1	75.2	72.5	55.9	41.6	40.2	89.1	36.6	
9:00 ~ 10:00	65.6	72.8	69.6	51.3	42.9	41.6	86.4	38.1	
10:00 ~ 11:00	67.3	74.1	71.2	55.0	45.2	43.7	87.3	38.1	
11:00 ~ 12:00	66.1	72.7	69.7	53.8	42.9	41.6	86.6	36.2	
12:00 ~ 13:00	65.2	72.3	69.3	51.1	40.6	38.9	87.5	33.7	
13:00 ~ 14:00	65.8	72.8	69.7	53.2	41.6	40.0	85.8	34.6	
14:00 ~ 15:00	66.0	72.4	69.7	53.8	41.3	39.8	86.6	34.1	
15:00 ~ 16:00	65.6	72.3	69.4	53.9	41.5	39.6	86.1	34.2	
16:00 ~ 17:00	66.1	72.4	69.6	54.7	40.9	39.6	87.0	36.2	
17:00 ~ 18:00	65.7	71.7	69.6	58.9	43.0	40.7	85.4	34.4	
18:00 ~ 19:00	64.5	71.4	68.8	52.4	40.3	39.2	84.0	35.1	
19:00 ~ 20:00	63.6	70.6	67.2	45.8	38.1	37.2	84.2	34.1	
20:00 ~ 21:00	60.4	67.0	61.6	42.1	38.8	38.2	82.9	35.9	
21:00 ~ 22:00	59.0	63.7	54.4	41.0	38.8	38.3	84.1	36.3	
22:00 ~ 23:00	58.2	60.9	50.9	38.5	37.0	36.7	82.6	35.1	56
23:00 ~ 0:00	55.1	49.1	41.7	38.4	37.1	36.8	81.8	35.3	

備考：<28は、測定下限値以下をしめす。



騒音調査結果（休日）

調査期間：令和元年12月1日（日）0：00～24：00
 調査地点：⑩所沢市道4-1033号線

単位：dB(A)

時間	等価騒音レベル	時間率騒音レベル							基準時間帯騒音レベル (L _{Aeq})
	L _{Aeq}	L _{A5}	L _{A10}	L _{A50}	L _{A90}	L _{A95}	L _{Amax}	L _{Amin}	
0:00 ~ 1:00	52.1	44.8	42.4	39.4	37.4	36.9	79.4	34.7	55
1:00 ~ 2:00	49.4	42.7	41.3	38.2	35.8	35.1	79.2	33.0	
2:00 ~ 3:00	45.5	42.4	41.3	38.5	36.5	36.0	75.3	33.9	
3:00 ~ 4:00	51.9	41.9	40.3	37.8	35.8	35.1	79.9	32.7	
4:00 ~ 5:00	58.5	51.8	42.9	38.7	36.7	36.2	87.9	34.6	
5:00 ~ 6:00	55.5	48.5	43.7	40.9	39.2	38.8	84.5	35.8	
6:00 ~ 7:00	60.1	63.4	53.9	42.8	40.9	40.5	85.8	38.6	64
7:00 ~ 8:00	62.9	68.0	61.2	44.7	42.3	41.9	86.2	40.3	
8:00 ~ 9:00	63.2	70.2	65.1	44.3	40.2	39.4	84.5	36.2	
9:00 ~ 10:00	64.0	71.0	66.9	45.3	39.4	38.4	87.0	35.8	
10:00 ~ 11:00	65.8	72.8	69.8	48.0	37.3	36.1	86.5	32.2	
11:00 ~ 12:00	66.0	73.1	70.2	52.6	41.5	39.6	85.8	34.1	
12:00 ~ 13:00	65.2	72.5	69.4	50.8	39.4	37.7	83.1	32.5	
13:00 ~ 14:00	65.8	72.9	69.9	53.1	40.9	39.4	83.7	33.1	
14:00 ~ 15:00	65.0	72.4	69.5	51.5	39.0	37.4	82.1	33.8	
15:00 ~ 16:00	64.6	71.7	69.0	50.5	39.0	37.7	82.3	34.2	
16:00 ~ 17:00	65.1	72.1	69.4	52.3	40.3	39.0	83.2	34.7	
17:00 ~ 18:00	64.8	71.8	69.1	50.8	42.5	41.8	83.8	39.2	
18:00 ~ 19:00	63.2	70.3	66.7	46.8	43.3	42.7	85.7	40.1	
19:00 ~ 20:00	61.8	68.6	63.1	44.2	41.7	41.2	84.0	39.0	
20:00 ~ 21:00	60.4	66.9	60.4	42.8	40.0	39.5	84.8	36.7	
21:00 ~ 22:00	55.6	56.0	46.7	41.4	39.4	38.9	80.8	36.8	
22:00 ~ 23:00	57.4	59.2	49.1	41.2	38.9	38.4	82.1	36.0	
23:00 ~ 0:00	57.3	58.3	48.4	40.8	38.5	38.0	82.6	35.9	

